

Ctrl embedded Live Odds config

Starter guide for the UOF integration environment (March 2019)



Table of Contents

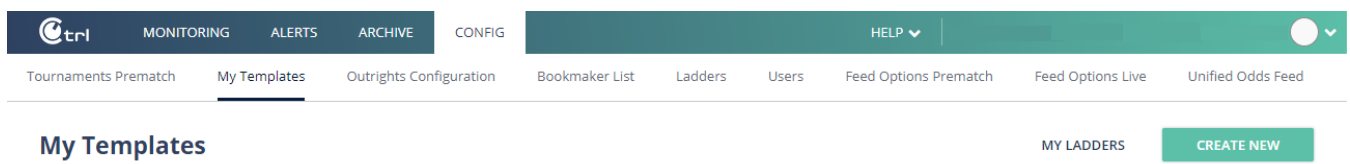
1. Introduction	2
2. Template creation, allocation and inheritance	2
3. Market configuration.....	3
4. Default templates	4
5. Feed Options Live	4
6. Contact Us	5

1. Introduction

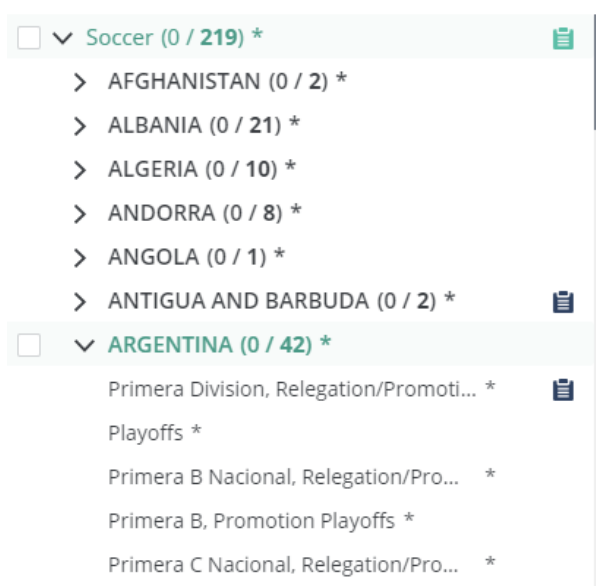
From March 2019 onwards, Unified Odds Feed customers will have the exclusive pleasure of experiencing the benefits of our new state-of-the-art Live Odds configuration system, which is embedded in Betradar Ctrl. Aside from the ability to configure pre-match odds and live odds in the same environment, general efficiency for bookmakers will increase significantly with this template-based configuration system.

2. Template creation, allocation and inheritance

In order to create a new Live Odds template, please access the CONFIG > My Templates section in <https://integration.web.ctrl.betradar.com/> and hit the CREATE NEW button:



Templates can be assigned on 3 levels and the configuration will be inherited as follows:
Sport > Category > Tournament



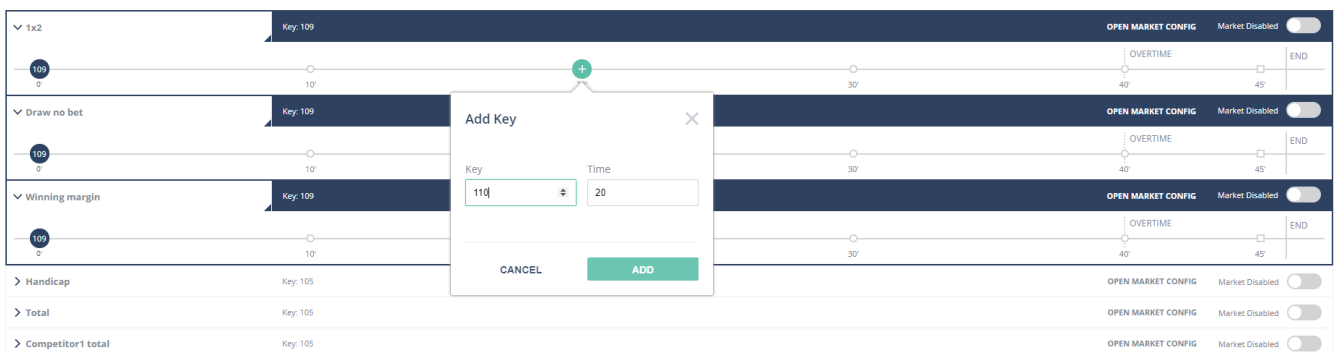
If a template is assigned on sport level, it will be inherited for every category and tournament except from those categories or tournaments which have a dedicated template assigned.

In order to keep the overview clean, we suggest using our inheritance logic (sport > category > tournaments) instead of assigning templates to an excessive number of tournaments:

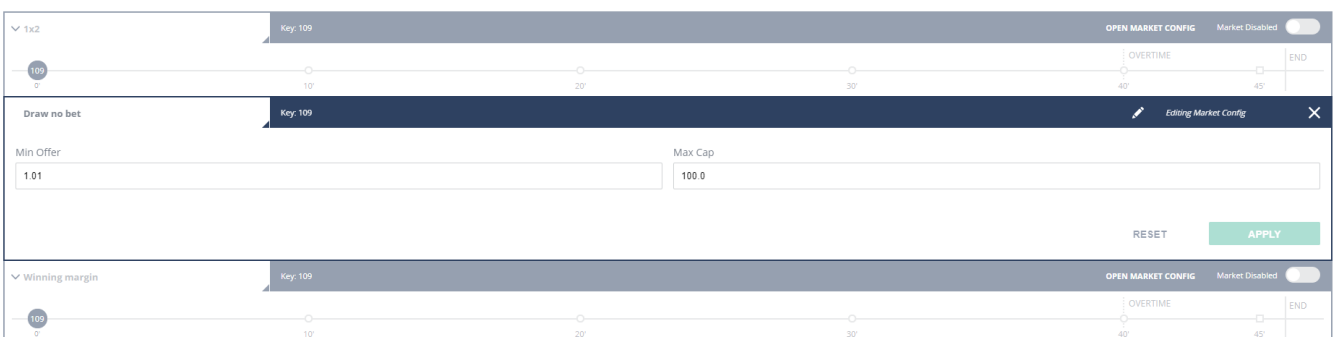
- Assign one template on sport level with an average odds key
- Assign dedicated templates only to those tournaments, where you prefer a lower/higher odds key or a specific set of live odds markets

3. Market configuration

For time-based sports, multiple odds keys can be configured directly on a timeline:



If you press OPEN MARKET CONFIG, additional configurations are shown which will be valid for the whole timeline:



Configuration changes will be applied in the next odds change message.

For non-time-based sports, one odds key can be applied which is valid for the entire match, but of course, further essential market configuration like auto-suspend, min offer and max cap are available.

4. Default templates

Pre-configured default templates are available for every sport. For those templates, keys are already configured and they are also assigned on either sport or tournament level:

- **Default_<Sport>_standard** templates are assigned on sport level
- **Default_<Sport>_high_profile** templates are assigned to selected tournaments only

Please note: The default templates can be adjusted also from your side.

For a quick start in the integration environment, we suggest to simply activate each desired market within the respective Default_<Sport>_standard template.

5. Feed Options Live

In the section Feed Options Live, you will find each configuration option which is valid for the Unified Odds Feed. Those were formally located in Betradar.com > configuration > Live > Liveodds config

PRODUCERS	GENERAL
<ul style="list-style-type: none"> ⚙️ Live Odds 	<p>Odds harmonization across related selections Accept differences ▼</p> <p>Odds rounding Medium key rounding ▼</p> <p>Include probabilities <input checked="" type="radio"/> no <input type="radio"/> yes</p> <p>Action on Minimum offer Deactivate odds field ▼</p> <p>Dynamic key on active selections <input type="radio"/> no <input checked="" type="radio"/> yes</p> <p>Instant push of manual odds changes <input checked="" type="radio"/> no <input type="radio"/> yes</p>
	<p>BOOKINGS</p> <p>Enable booking of autotraded Live Odds matches <input checked="" type="radio"/> no <input type="radio"/> yes</p>

6. Contact Us

If you have any questions or queries regarding our latest changes, please do not hesitate to contact our support team: support@sportradar.com

For any questions regarding commercial matters, please contact sales@sportradar.com